

# DT108

## THREAD TYPE DIAPHRAGM SEAL

RANGE


0 ~ 0.6 ...  
**40 bar**

SIZE

1/4 ...  
**1/2 Inch**

MEDIA

**Liquid  
&  
Gas**









### SPECIFICATION

<b>MODEL</b>	DT108
<b>CONNECTION</b>	1/4", 3/8", 1/2" NPT, PF Male, Female
<b>BODY MATERIAL</b>	316SS
<b>MEMBRANE MATERIAL</b>	316LSS
<b>TEMPERATURE LIMITED</b>	-40 ~ 150°C Max. 350°C* [ with cooling element ]

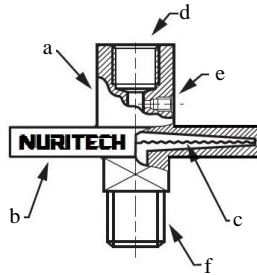
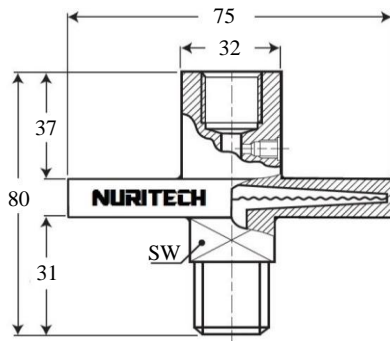
\*=Optional

### CONNECTABLE DEVICES

						
Model	PG	PGS	DPG3500	DPG3000	PT3100	PT5000
Accuracy	±1.6% F.S.	±1.0% F.S.	±1.0% F.S.	±0.5% F.S.	±0.5% F.S.	±0.2% F.S.
Gauge outdia.	60mm	100mm	80mm	75mm		
Output					DC4-20mA	DC4-20mA
Range Unit : bar or kg/cm2	-1 ~ 0 -1 ~ 1.5 -1 ~ 3 -1 ~ 5 -1 ~ 9 -1 ~ 15 -1 ~ 24 0 ~ 0.6 0 ~ 1 0 ~ 1.6 0 ~ 2.5 0 ~ 4 0 ~ 6 0 ~ 10 0 ~ 16 0 ~ 25 0 ~ 40	-1 ~ 0 -1 ~ 1.5 -1 ~ 3 -1 ~ 5 -1 ~ 9 -1 ~ 15 -1 ~ 24 0 ~ 0.6 0 ~ 1 0 ~ 1.6 0 ~ 2.5 0 ~ 4 0 ~ 7 0 ~ 10 0 ~ 16 0 ~ 20 0 ~ 25 0 ~ 28 0 ~ 35 0 ~ 40	0 ~ 3.5 0 ~ 7 0 ~ 14 0 ~ 20 0 ~ 35	-1 ~ 0 0 ~ 7 0 ~ 35	-1 ~ 0 -1 ~ 2.5 -1 ~ 4 -1 ~ 6 -1 ~ 10 -1 ~ 16 -1 ~ 25 0 ~ 0.6 0 ~ 1 0 ~ 2.5 0 ~ 4 0 ~ 6 0 ~ 10 0 ~ 16 0 ~ 25 0 ~ 40	-1 ~ 0 -1 ~ 2.5 -1 ~ 4 -1 ~ 6 -1 ~ 10 -1 ~ 16 -1 ~ 25 0 ~ 0.6 0 ~ 1 0 ~ 2.5 0 ~ 4 0 ~ 6 0 ~ 10 0 ~ 16 0 ~ 25 0 ~ 40

| FLOW | | PRESSURE | | TEMPERATURE | | AC | | DC | | BATTERY | | OUTPUT | | CONTACT | | DISPLAY |

### DIMENSION (mm)



Item	Description of parts
a	Upper housing
b	Lower housing
c	Membrane
d	Instrument connection
e	Filling port
f	Process connection

제품의 사양에 따라 변경 될 수 있습니다.

### Ordering Information

DT108	Model																		
	<table border="1"> <thead> <tr> <th>Code</th> <th colspan="5">Instrument Connection(Female)</th> </tr> </thead> <tbody> <tr> <td><b>A</b></td> <td>1/4" BSP</td> <td><b>C</b></td> <td>3/8" BSP</td> <td><b>E</b></td> <td>1/2" BSP</td> </tr> <tr> <td><b>B</b></td> <td>1/4" NPT</td> <td><b>D</b></td> <td>3/8" NPT</td> <td><b>F</b></td> <td>1/2" NPT</td> </tr> </tbody> </table>	Code	Instrument Connection(Female)					<b>A</b>	1/4" BSP	<b>C</b>	3/8" BSP	<b>E</b>	1/2" BSP	<b>B</b>	1/4" NPT	<b>D</b>	3/8" NPT	<b>F</b>	1/2" NPT
Code	Instrument Connection(Female)																		
<b>A</b>	1/4" BSP	<b>C</b>	3/8" BSP	<b>E</b>	1/2" BSP														
<b>B</b>	1/4" NPT	<b>D</b>	3/8" NPT	<b>F</b>	1/2" NPT														
	<table border="1"> <thead> <tr> <th>Code</th> <th colspan="5">Process Connection rating</th> </tr> </thead> <tbody> <tr> <td><b>1</b></td> <td>1/4" BSP</td> <td><b>3</b></td> <td>3/8" BSP</td> <td><b>5</b></td> <td>1/2" BSP</td> </tr> <tr> <td><b>2</b></td> <td>1/4" NPT</td> <td><b>4</b></td> <td>3/8" NPT</td> <td><b>6</b></td> <td>1/2" NPT</td> </tr> </tbody> </table>	Code	Process Connection rating					<b>1</b>	1/4" BSP	<b>3</b>	3/8" BSP	<b>5</b>	1/2" BSP	<b>2</b>	1/4" NPT	<b>4</b>	3/8" NPT	<b>6</b>	1/2" NPT
Code	Process Connection rating																		
<b>1</b>	1/4" BSP	<b>3</b>	3/8" BSP	<b>5</b>	1/2" BSP														
<b>2</b>	1/4" NPT	<b>4</b>	3/8" NPT	<b>6</b>	1/2" NPT														
	<table border="1"> <thead> <tr> <th>Code</th> <th>Thread</th> </tr> </thead> <tbody> <tr> <td><b>M</b></td> <td>Male</td> </tr> <tr> <td><b>F</b></td> <td>Female</td> </tr> </tbody> </table>	Code	Thread	<b>M</b>	Male	<b>F</b>	Female												
Code	Thread																		
<b>M</b>	Male																		
<b>F</b>	Female																		
	<table border="1"> <thead> <tr> <th>Code</th> <th>Upper housing material</th> </tr> </thead> <tbody> <tr> <td><b>S</b></td> <td>SS316 [std.]</td> </tr> <tr> <td><b>O</b></td> <td>Option</td> </tr> </tbody> </table>	Code	Upper housing material	<b>S</b>	SS316 [std.]	<b>O</b>	Option												
Code	Upper housing material																		
<b>S</b>	SS316 [std.]																		
<b>O</b>	Option																		
	<table border="1"> <thead> <tr> <th>Code</th> <th>Lower housing material</th> </tr> </thead> <tbody> <tr> <td><b>S</b></td> <td>SS316 [std.]</td> </tr> <tr> <td><b>O</b></td> <td>Option</td> </tr> </tbody> </table>	Code	Lower housing material	<b>S</b>	SS316 [std.]	<b>O</b>	Option												
Code	Lower housing material																		
<b>S</b>	SS316 [std.]																		
<b>O</b>	Option																		
	<table border="1"> <thead> <tr> <th>Code</th> <th>Membrane material</th> </tr> </thead> <tbody> <tr> <td><b>1</b></td> <td>SS316L</td> </tr> <tr> <td><b>4</b></td> <td>Option</td> </tr> </tbody> </table>	Code	Membrane material	<b>1</b>	SS316L	<b>4</b>	Option												
Code	Membrane material																		
<b>1</b>	SS316L																		
<b>4</b>	Option																		
	<table border="1"> <thead> <tr> <th>Code</th> <th>Connectable Devices</th> </tr> </thead> <tbody> <tr> <td><b>P</b></td> <td>PG (fill range)</td> </tr> <tr> <td><b>PS</b></td> <td>PGS (fill range)</td> </tr> <tr> <td><b>D35</b></td> <td>DPG3500 (fill range)</td> </tr> <tr> <td><b>D30</b></td> <td>DPG3000 (fill range)</td> </tr> <tr> <td><b>P3</b></td> <td>PT3100 (fill range)</td> </tr> <tr> <td><b>P5</b></td> <td>PT5000 (fill range)</td> </tr> </tbody> </table>	Code	Connectable Devices	<b>P</b>	PG (fill range)	<b>PS</b>	PGS (fill range)	<b>D35</b>	DPG3500 (fill range)	<b>D30</b>	DPG3000 (fill range)	<b>P3</b>	PT3100 (fill range)	<b>P5</b>	PT5000 (fill range)				
Code	Connectable Devices																		
<b>P</b>	PG (fill range)																		
<b>PS</b>	PGS (fill range)																		
<b>D35</b>	DPG3500 (fill range)																		
<b>D30</b>	DPG3000 (fill range)																		
<b>P3</b>	PT3100 (fill range)																		
<b>P5</b>	PT5000 (fill range)																		
	<table border="1"> <thead> <tr> <th>Code</th> <th>Test Certi.</th> </tr> </thead> <tbody> <tr> <td><b>Y</b></td> <td>Issue.</td> </tr> <tr> <td><b>N</b></td> <td>None.</td> </tr> </tbody> </table>	Code	Test Certi.	<b>Y</b>	Issue.	<b>N</b>	None.												
Code	Test Certi.																		
<b>Y</b>	Issue.																		
<b>N</b>	None.																		
<b>DT108</b>																			

| FLOW | | PRESSURE | | TEMPERATURE | | AC | | DC | | BATTERY | | OUTPUT | | CONTACT | | DISPLAY |